




Verification: Verify / Sign / Return on 5/30



Participant	Adult / Scout	Base	Horseback Riding	Hayride	Biking	Paddle Sports	Deep Sea Fishing	Medieval Times	Total	Paid	Scout Account	Amount Owed
Anna Binion	Scout	\$ 150	\$ 45	-	\$ 40	\$ 80	\$ 80	\$ 80	\$475	\$0	\$260	\$215
Caleb Binion	Scout	\$ 150	-	-	-	\$ 80	\$ 80	\$ 80	\$390	\$0	\$268	\$122
Chris Binion	Adult	\$ 150	\$ 45	-	-	\$ 80	\$ 80	\$ 80	\$435	\$0	\$0	\$435
Rebekah Binion	Adult	\$ 150	-	-	-	\$ 80	-	\$ 80	\$310	\$0	\$0	\$310
Bryson Mochabee	Scout	\$ 150	-	-	-	-	-	-	\$150	\$150	\$0	\$0
Caden Weinel	Scout	\$ 150	\$ 45	\$ 15	\$ 40	\$ 80	\$ 80	\$ 80	\$490	\$369	\$121	\$0
Eli Moore	Scout	\$ 150	\$ 45	-	-	\$ 80	\$ 80	\$ 80	\$435	\$0	\$200	\$236
Mike Moore	Adult	\$ 150	\$ 45	-	-	\$ 80	\$ 80	\$ 80	\$435	\$0	\$0	\$435
Gracyn Ampfer	Scout	\$ 150	\$ 45	-	-	\$ 80	\$ 80	\$ 80	\$435	\$135	\$300	\$0
Diane Ampfer	Adult	\$ 150	-	-	-	\$ 80	\$ 80	\$ 80	\$390	\$390	\$0	\$0
Jace Graziani	Scout	\$ 150	\$ 45	-	-	\$ 80	\$ 80	-	\$355	\$0	\$0	\$355
Lee Graziani	Adult	\$ 150	\$ 45	-	-	\$ 80	\$ 80	-	\$355	\$0	\$0	\$355
Vincent Nichols	Scout	\$ 150	\$ 45	-	\$ 40	\$ 80	\$ 80	\$ 80	\$475	\$0	\$104	\$371
Josh Nichols	Adult	\$ 150	\$ 45	-	-	\$ 80	\$ 80	\$ 80	\$435	\$0	\$0	\$435
Jax Baird	Scout	\$ 150	\$ 45	-	\$ 40	\$ 80	\$ 80	-	\$395	\$335	\$60	\$0
Bobbie Joering	Adult	\$ 150	-	-	\$ 40	\$ 80	-	-	\$270	\$270	\$0	\$0
Owen Wade	Scout	\$ 150	\$ 45	-	\$ 45	-	\$ 80	-	\$320	\$0	\$150	\$170
Christina Wade	Adult	\$ 150	\$ 45	-	-	-	-	-	\$195	\$0	\$0	\$195
Savannah Waldorf	Scout	\$ 150	\$ 45	-	-	\$ 80	\$ 80	\$ 80	\$435	\$0	\$332	\$103
Brian Waldorf	Adult	\$ 150	\$ 45	-	-	\$ 80	\$ 80	\$ 80	\$435	\$0	\$0	\$435
Ethan Crawford	Scout	\$ 150	-	-	-	-	\$ 80	-	\$230	\$0	\$0	\$230



Parent Checklist



1. Review and Complete All Necessary Forms:

1. Ensure all required medical, permission, emergency contact, and release forms are accurately completed and submitted by the due date.

2. Medical Preparations:

1. Schedule a physical examination for the scout if the BSA Annual Health and Medical Record requires an up-to-date exam.
2. Ensure all prescription medications are correctly documented, including dosages and administration instructions.
3. Pack any necessary medical supplies, such as inhalers, EpiPens, or other personal medical equipment.

3. Packing and Gear Preparation:

1. Review the provided packing list and ensure the scout has all necessary clothing, personal items, and camping gear.
2. Label all personal items with the scout's name to prevent loss.
3. Verify that the scout's sleeping bag, pad, and other camping gear are in good condition and suitable for the weather conditions.

4. Food and Dietary Needs:

1. Discuss any dietary restrictions or special needs with the troop leaders and ensure the Dietary Restrictions Form is submitted if applicable.
2. Pack any necessary supplemental snacks or special food items if the scout has specific dietary requirements.

5. Financial Arrangements:

1. Ensure all camp fees and activity costs are paid in full before departure.
2. Provide the scout with a small amount of spending money for any additional personal expenses.

6. Emergency Planning:

1. Make sure the scout understands emergency procedures and who to contact in case of an emergency.
2. Ensure the scout has a list of important phone numbers, including parents' contact numbers and troop leaders' numbers.

7. Pre-Camp Preparation:

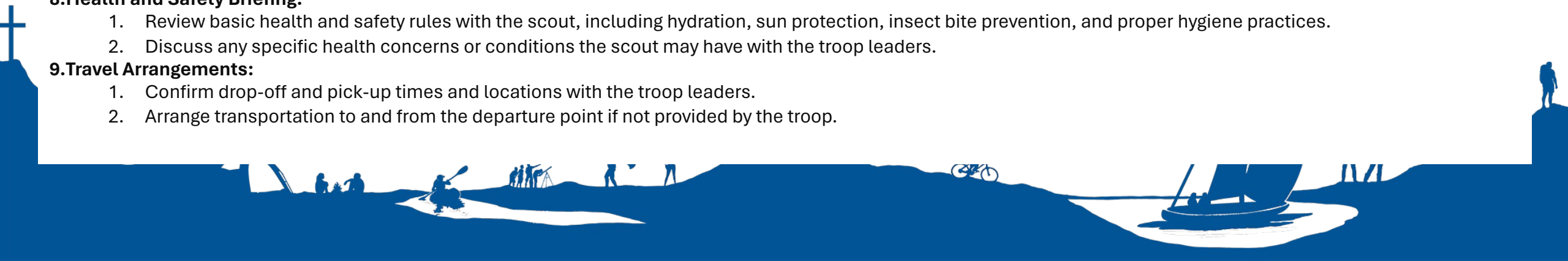
1. Attend any pre-camp meetings or briefings organized by the troop to receive final instructions and ask any last-minute questions.
2. Ensure the scout knows the itinerary and daily schedule, including key activities and departure/arrival times.

8. Health and Safety Briefing:

1. Review basic health and safety rules with the scout, including hydration, sun protection, insect bite prevention, and proper hygiene practices.
2. Discuss any specific health concerns or conditions the scout may have with the troop leaders.

9. Travel Arrangements:

1. Confirm drop-off and pick-up times and locations with the troop leaders.
2. Arrange transportation to and from the departure point if not provided by the troop.



Packing List: Will check on 6/13 @ meeting



Clothing:

- Scout uniform
- T-shirts (one per day, plus one extra)
- Long-sleeve shirts (for sun protection)
- Shorts
- Long pants (for hiking and cool evenings)
- Underwear (one per day, plus one extra)
- Socks (hiking socks and regular socks, one pair per day, plus one extra)
- Sleepwear
- Swimsuit
- Hat (for sun protection)
- Lightweight jacket or fleece
- Rain jacket or poncho
- Comfortable hiking boots
- Sandals or water shoes

Personal Items:

- Toiletries (toothbrush, toothpaste, soap, shampoo, deodorant)
- Towel and washcloth
- Sunscreen
- Insect repellent
- Lip balm (with SPF)
- Personal medications (with instructions)
- Reusable water bottle or hydration system
- Flashlight or headlamp (with extra batteries)
- Pocket knife
- Small backpack or daypack
- Full Backpack
- Personal first aid kit
- Sunglasses
- Whistle
- Sleeping bag (appropriate for season and weather)
- Sleeping pad or inflatable mattress
- Pillow (optional)
- Mess kit (plate, bowl, cup, utensils)
- Camp chair (optional)
- Notebook and pen/pencil

Recreational Equipment:

- Fishing gear (rods, reels, tackle)
- Hiking poles
- Binoculars
- Camera
- Playing cards or small games
- Scout handbook

Notes:

- Ensure all personal items are labeled with the scout's name.
- Pack items in a durable, waterproof bag or backpack.
- Check the weather forecast and adjust clothing accordingly.
- Bring a copy of the trip itinerary and emergency contact information.



Forms Checklist: Will collect on 5/30 @meeting



We need 3 forms completed:

FORM 1: Medical Forms:

- BSA Annual Health and Medical Record (Parts A, B, and C)

FORM 2: Scouts 95 Activity Form (Sign this form when you turn it in):

Consent

- Parental Consent Form
- Activity Consent Form and Approval by Parents or Legal Guardian

Release Forms

- Photo/Video Release Form
- Liability Waiver Form

Additional Info

- Dietary Restrictions Form (if applicable)
- Special Needs Form (if applicable)




June 15 Itinerary



15-Jun	ALEXANDRIA TO CADES COVE	MEALS
	BREAKFAST	EAT BEFORE WE LEAVE
8:00 AM	DEPART ALEXANDRIA	
10:30 AM	REST STOP	
1:00 PM	ARRIVE CADES COVE	
1:00 PM	LUNCH	BAG LUNCH
	CAMP SETUP	
5:30 PM	DINNER	SLOPPY JOE / CHIPS
8:00 PM	CAMPFIRE / CRACKER BARREL	POPCORN
10:30 PM	IN TENT	
11:00 PM	LIGHT OUT	

June 15: Alexandria to Cades Cove The trip begins with an early morning departure from Alexandria, followed by a gas stop and arrival at Cades Cove around lunchtime. After setting up camp, the scouts will have a bagged lunch. The evening includes a sloppy joe and chips dinner, a campfire with popcorn, and lights out by 11:00 PM.


282 Miles
4 hr 50 min



June 16 Itinerary




16-Jun	CADES COVE	MEALS
7:00 AM	WAKE UP	
7:30 AM	FLAGS	
8:00 AM	BREAKFAST	OATMEAL / CEREAL
9:30 AM	DEPART FOR TRAIL	
12:00 PM	LUNCH	BAG LUNCH
5:00 PM	ARRIVE BACK IN CAMP	
6:00 PM	DINNER	HAMBURGERS / CHIPS
	FREE TIME	
9:00 PM	CAMPFIRE / GHOST STORIES	SMORES
10:30 PM	IN TENT	
11:00 PM	LIGHT OUT	



2.5 Miles
5 Miles Total
Easy Trail



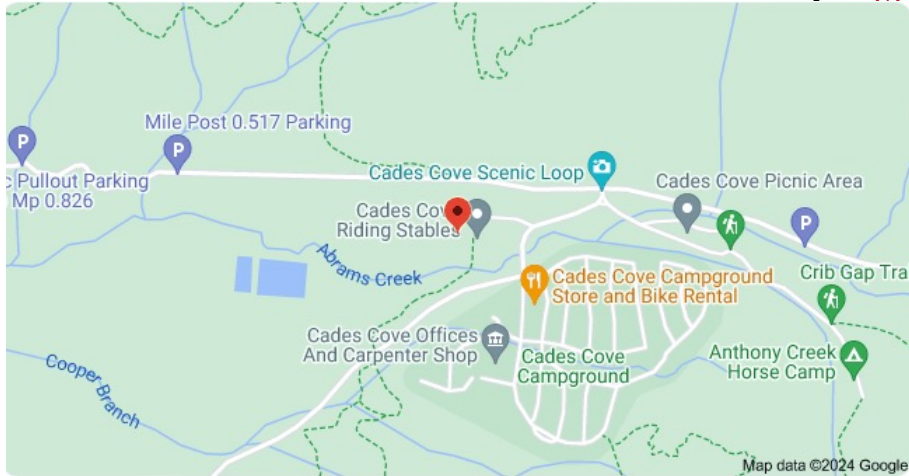
June 16: Cades Cove The day starts with breakfast and a flag ceremony, followed by a hike to Abram's Falls. Lunch will be a bagged meal during the hike, with the group returning to camp by 5:00 PM. Dinner consists of hamburgers and chips, and the evening features free time, a campfire with ghost stories and s'mores, and lights out at 11:00 PM.



June 17 Itinerary




17-Jun	CADES COVE	MEALS
6:30 AM	WAKE UP	
7:00 AM	FLAGS	
7:30 AM	BREAKFAST	EGGS / BACON
8:15 AM	LEAVE CAMP FOR HORSEBACK RIDING	
	FREE TIME	
12:00 PM	LUNCH	HOTDOGS / CHIPS
	FREE TIME	
6:00 PM	DINNER	WALKING TACOS
8:00 PM	MOVIE NIGHT	POPCORN
10:30 PM	IN TENT	
11:00 PM	LIGHT OUT	



June 17: Cades Cove Following breakfast and the flag ceremony, the day offers free time for various activities, including horseback riding, hayrides, biking, and campsite games. Lunch includes hotdogs and chips, and the evening features dinner with walking tacos, a movie night with popcorn, and lights out at 11:00 PM.

You must pre-complete the waiver form. It is first come first serve. We intend to arrive at 8:30am.
10018 Campground Drive, Townsend, TN 37882

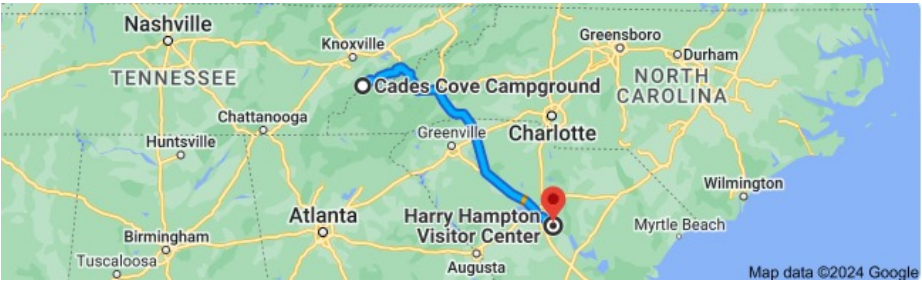
Read about it here:
<https://bit.ly/3yyzdov>



June 18 Itinerary



18-Jun	CADES COVE TO CONGAREE	MENU
7:00 AM	WAKE UP	
7:30 AM	BREAK CAMP	
8:00 AM	BREAKFAST	POP TARTS / GRAB N GO
9:30 AM	DEPART CADES COVE	
11:30 AM	LUNCH	BAG LUNCH
2:00 AM	BREAK	
3:00 PM	ARRIVE CONGAREE	
	CAMP SETUP	
6:00 PM	DINNER	SPAGHETTI, SALAD, GARLIC BREAD
9:00 PM	CAMPFIRE	SAUSAGE, CHEESE AND CRACKERS
10:30 PM	IN TENT	
11:00 PM	LIGHT OUT	



282.3 miles
5 hours 17 minutes

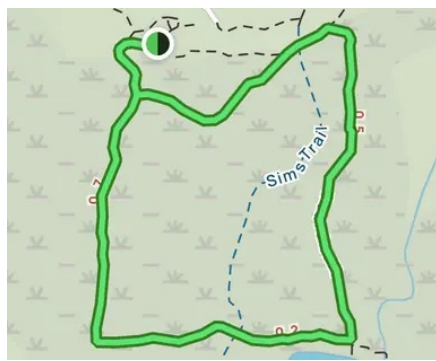
June 18: Cades Cove to Congaree The group will wake up early, have a grab-and-go breakfast, break camp, and depart for Congaree. After a bagged lunch en route, they arrive at Congaree by mid-afternoon to set up camp. Dinner will be spaghetti, followed by a campfire and lights out by 11:00 PM.



June 19 Itinerary



19-Jun	CONGAREE	MENU
7:00 AM	WAKE UP	
7:30 AM	FLAGS	
8:00 AM	BREAKFAST	PANCAKES / BACON
9:00 AM	KAYAK	
12:00 AM	LUNCH	BAG LUNCH
2:00 PM	HIKING TRAIL CONGAREE	
6:00 PM	DINNER	MEXICAN
8:00 PM	CAMPFIRE CRACKER BARREL	NACHO BAR
10:30 PM	IN TENT	
11:00 PM	LIGHT OUT	



2.3 Miles Total
Easy Trail




Congaree Kayaking

June 19: Congaree After breakfast and a flag ceremony, the day includes optional activities like kayaking, fishing, canoeing, and hiking. Lunch will be a bagged meal, and dinner will feature Mexican cuisine. The evening concludes with a campfire and nacho bar, and lights out at 11:00 PM.

Watch the Video:

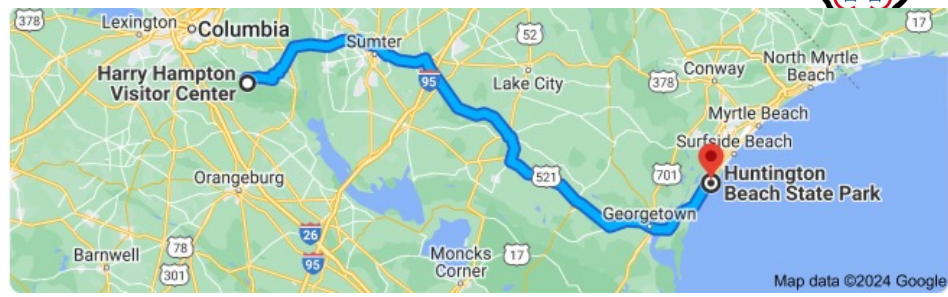
<https://www.youtube.com/watch?v=fqEMBJfNj2Q>



June 20 Itinerary




20-Jun	CONAGREE TO MYRTLE BEACH	MENU
7:00 AM	WAKE UP	
7:30 AM	BREAK CAMP	
8:00 AM	BREAKFAST	GRAB N GO
9:30 AM	DEPART CONGAREE	
12:15 PM	LUNCH	BAG LUNCH
	SETUP CAMP	
7:00 AM	DINNER	SCOUT LUAU
9:00 PM	CAMPFIRE	
10:30 PM	IN TENT	
11:00 PM	LIGHT OUT	



136 miles
2 hours 47 minutes

June 20: Congaree to Myrtle Beach The scouts will wake up early, have a grab-and-go breakfast, break camp, and travel to Myrtle Beach. Lunch is a bagged meal during the journey, with arrival and camp setup in the afternoon. Dinner will be a scout luau, followed by a campfire and cracker barrel before lights out at 11:00 PM.



June 21 Itinerary



21-Jun	MYRTLE BEACH	MENU
7:00 AM	WAKE UP	
7:30 AM	FLAGS	
8:00 AM	BREAKFAST	GRAB N GO
12:00 AM	DEEP SEA FISHING CAMP ACTIVITIES	
	LUNCH	BAG LUNCH
5:00 PM	DINNER	HAMBURGERS / CHIPS
7:00 PM	BOARDWALK WALKABOUT	
9:30 PM	ARRIVE IN CAMP	
9:30 PM	ASTRONOMY	
10:30 PM	IN TENT	
11:00 PM	LIGHT OUT	

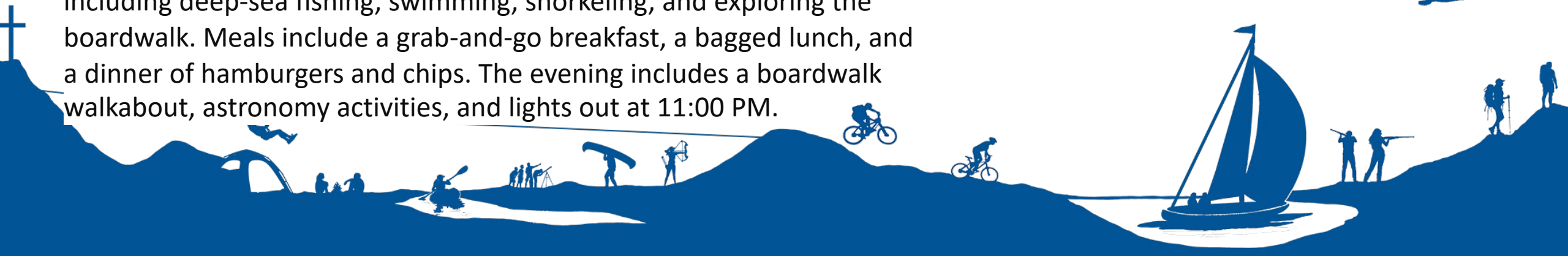


<https://calabashfishingfleet.com>



<https://bit.ly/3wLrVgB>
Bring some \$ for the Boardwalk

June 21: Myrtle Beach The day is filled with optional beach activities, including deep-sea fishing, swimming, snorkeling, and exploring the boardwalk. Meals include a grab-and-go breakfast, a bagged lunch, and a dinner of hamburgers and chips. The evening includes a boardwalk walkabout, astronomy activities, and lights out at 11:00 PM.



June 22 Itinerary




22-Jun	MYRTLE BEACH	MENU
7:00 AM	WAKE UP	
7:30 AM	FLAGS	
8:00 AM	BREAKFAST	PANCAKES / BACON
1:00 PM	LUNCH	LEFTOVER FEAST
7:00 PM	DINNER	MEDIEVAL TIMES PIZZA
9:00 PM	SNACKS	LEFTOVER FEAST 2
10:30 PM	IN TENT	
11:00 PM	LIGHT OUT	



June 22: Myrtle Beach A relaxed day at Myrtle Beach with more optional activities, beach time, and boardwalk exploration. Meals include pancakes and bacon for breakfast, an open lunch, and dinner at Medieval Times with pizza. The night concludes with leftover snacks and lights out at 11:00 PM.



<https://www.medievaltimes.com>



June 23 Itinerary



23-Jun	MYRTLE BEACH TO HOME	MENU	NOTES
6:00 AM	WAKE UP		
8:00 AM	DEPART MYRTLE BEACH / BREAKFAST	GRAB N GO	
10:00 AM	BREAK (15 min)		Rockingham, NC
12:00 PM	LUNCH (30 min)	BAG LUNCH	Mt. Airy, NC
2:00 PM	BREAK (15 min)		Beckley, WV
5:00 PM	DINNER (45 min)	PIZZA	Grayson, KY
9:00 PM	ARRIVE HOME		



624 miles
13 hours

June 23: Myrtle Beach to Home The final day starts with an early morning departure from Myrtle Beach. A grab-and-go breakfast and bagged lunch are provided for the journey home, with breaks along the way. The day ends with dinner (pizza) and arrival back home by 7:30 PM.

